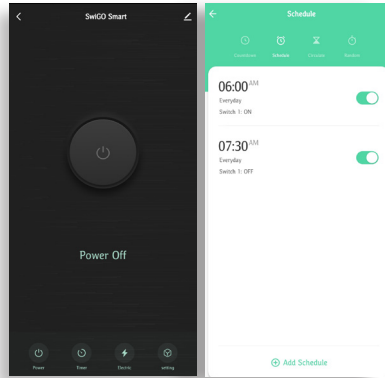
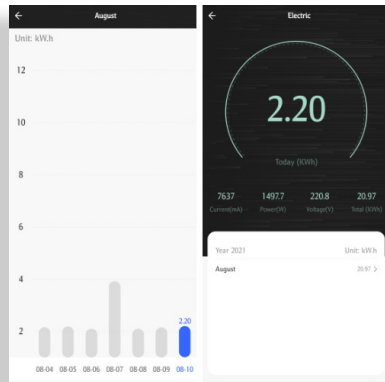


Smart Possibilities

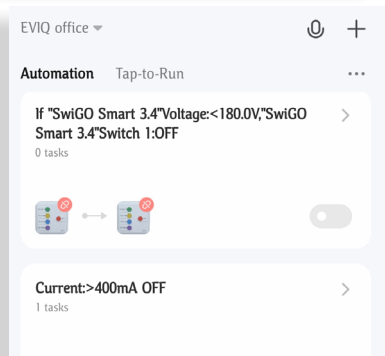
Schedule switch ON/OFF from the Smart Life app. Have schedules that start everyday at the same time or once a week. Anything.



Monitor power consumption from the Smart Life app. Know how much power is consumed.



Protect your pump from Overload, Dry run, High / Low Voltage by setting an operation on the Smart Life app.*



Variants

SwiGO Smart Pump Controller is available with 4 variants of Pre-programmed physical Timer Switches. But with Smart Life App, the options are many.



EDS 3000

Available with 4 SwiGO Smart Variants



For instruction on how to setup



SwiGO tested as per IEC 60669-2 at CETL



CETL

EVIQtech

Safe and smart electrical accessories

Made in India. Made by EVIQtech.

Email at: info@eviqtech.com

Website: www.eviqtech.com

Ph No. : +91 9840303287

SwiGO Smart Pump Controller

Switch and Go... It is okay to forget...



A Pump Controller Smart. Internet connected.

Completely Automate your Three Phase Submersible Pump.

Protect your pump from Over-Current and Dry-run using Smart Life App! Design registered

EVIQtech

Safe and smart electrical accessories

Why use SwiGO Smart Pump Controller?

Ready to use Smart Pump Controller integrated with SwiGO Smart and Self Starter

Completely Automate your Pump

Switch ON/OFF from any where in the world

Schedule to run automatically 24x7x365


Protect your pump with Dry Run, Over load, Over Voltage/Under Voltage

Monitor kWh consumption daily/monthly

Applications

For Three Phase Submersible Pump

Use with Water Pumps directly up to 10HP/7.5kW/13A



SwiGO Smart Features

For simple physical operation, 4 buttons with pre-set times are available.

For scheduling and smart features, there are limitless options in the Smart Life app.

Measures Current and Voltage consumed.


Set 'if', 'then' conditions from within the app to start and stop. Use 'if' and 'and' conditions to protect from Over Current and Dry Runs

A physical LED indicator blinks for whichever time mode is active.

With remote operation, all you will have to worry about is power cuts.

Usage

1. Connect the device to your WiFi network via the Smart Life app on your phone.*
2. After configuring the device, you are good to go and control the device from anywhere in the world. Indicator LED (4) blinks when smart functions are active
3. It can be operated physically by using any of the 4 time buttons(1). An indicator light blinks when active(3).
4. The stop button(2) can be used to immediately switch off.



Specifications

Description	Value
Rated Voltage	440V AC 50Hz
Maximum Rating	10HP/7.5kW/13A
Mounting Method	Surface
SwiGO Smart Variants	EDS 021, EDS 022, EDS 023, EDS 024
Color	Grey RAL7035
Warranty	1 Year
Product weight	2.5kg approx
Product Dimensions	300 x 250 x 120 mm

